



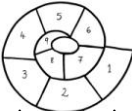

 Key words	Activities	 Learning objectives
la balle - ball le(s) livre(s) - book(s) lancer - to throw attraper - to catch	Welcome ! Freeplay to French musical background	<ul style="list-style-type: none"> • a chance to interact informally French
Comment tu t'appelles? - what's your name?	Bonjour... qui? Stéphane encourages the children to say Bonjour then introduces the question "What's your name?"	<ul style="list-style-type: none"> • connect question with giving one's name • answering with one's name
une brosse à dents - toothbrush une brosse - brush les lunettes (f pl) - glasses	Le grand sac noir... A chance to introduce new words and review ones already seen. Stéphane will pull various things out of the bag, whilst looking for something else .	<ul style="list-style-type: none"> • begin to associate a new object and French word
une carotte - carrot une tomate - tomato un champignon - mushroom si ! - yes (contradicting)	Oui et Non game ... An opportunity to appropriate the words Yes and No in silly situations. Stéphane will pull various veg from the basket, declaring them to be something they are obviously not. Children are encouraged to shout Oui or Non; Stéphane will introduce the contradictory Si for insisting	<ul style="list-style-type: none"> • using Oui and Non in context • begin to understand Si as a contradiction
la tête - head les genoux - knees dodo - sleep	Jacques a dit... A great opportunity for subtly introducing words, actions and gestures	<ul style="list-style-type: none"> • having fun in French • associating words, actions and gestures
Bleu - blue Vert - green Rouge - red Jaune - yellow Le panier - basket	Le jeu des boules de couleurs... In this version : - coloured balls are distributed round the room - Stéphane shouts a colour, children retrieve those balls - put them in the basket	<ul style="list-style-type: none"> • having fun in French! • Grasping the game • Linking colours to objects • Team game!

<p>bleu - blue jaune - yellow rouge - red souffler - to blow applaudir - to clap/applaud</p>	 <p>Un livre, Hervé Tullet</p>	<ul style="list-style-type: none"> • developing listening skills • reinforcing colour words • developing an ear for French sounds
<p>au revoir! - goodbye ! à bientôt - see you soon à la semaine prochaine - see you next week</p> <p>une araignée - a spider 1,2,3 partez! - ready, steady, go !</p>	 <p>Au Revoir song L'araignée gypsie</p>	<ul style="list-style-type: none"> • repeating French sounds • learning actions • developing musicality
<p>le chat - cat les moustaches (f pl)- whiskers la colle - glue les couleurs (bleu, vert, noir, etc...) - colours les yeux - eyes</p>	 <p>Activité coloriage/construction... - cat colouring - cat mask construction</p>	<ul style="list-style-type: none"> • manual activity/motor skills • manipulating glue (learning which side to put the glue on) • reinforcing colour words
<p>bleu - blue rouge - red grand - big petit - small la marelle - hopscotch appuyer - to press à l'endroit - right way up à l'envers - other way up/wrong way up bravo !</p>	 <p>La marelle...</p> <p>Each week they attend, the children put a footstamp on the marelle (hopscotch). Stéphane invites them to choose a stamp (big or little) and the colour of ink they want to use (blue or red).</p>	<ul style="list-style-type: none"> • enjoyment of a ritual • one-to-one communicating with a French speaker • expressing a preference when given a choice in French
<p>au revoir ! - goodbye ! à bientôt - see you soon à la semaine prochaine - see you next week</p>	 <p>Au revoir song</p>	<ul style="list-style-type: none"> • starting a new ritual • gaining new words • understanding relevance of saying Goodbye, See you next week

A la semaine prochaine !

Songs key



Indicates a new song



Indicates a song that we have sung at least once



Indicates a song we have sung several times